



Oil Market Analysis Near-Term (OMA -NT)

Offering an independent and
collaborative view of refining economics.
Helping you evaluate crude oil values
and refinery configurations.

David K. Bellman

dkb@allenergyconsulting.com

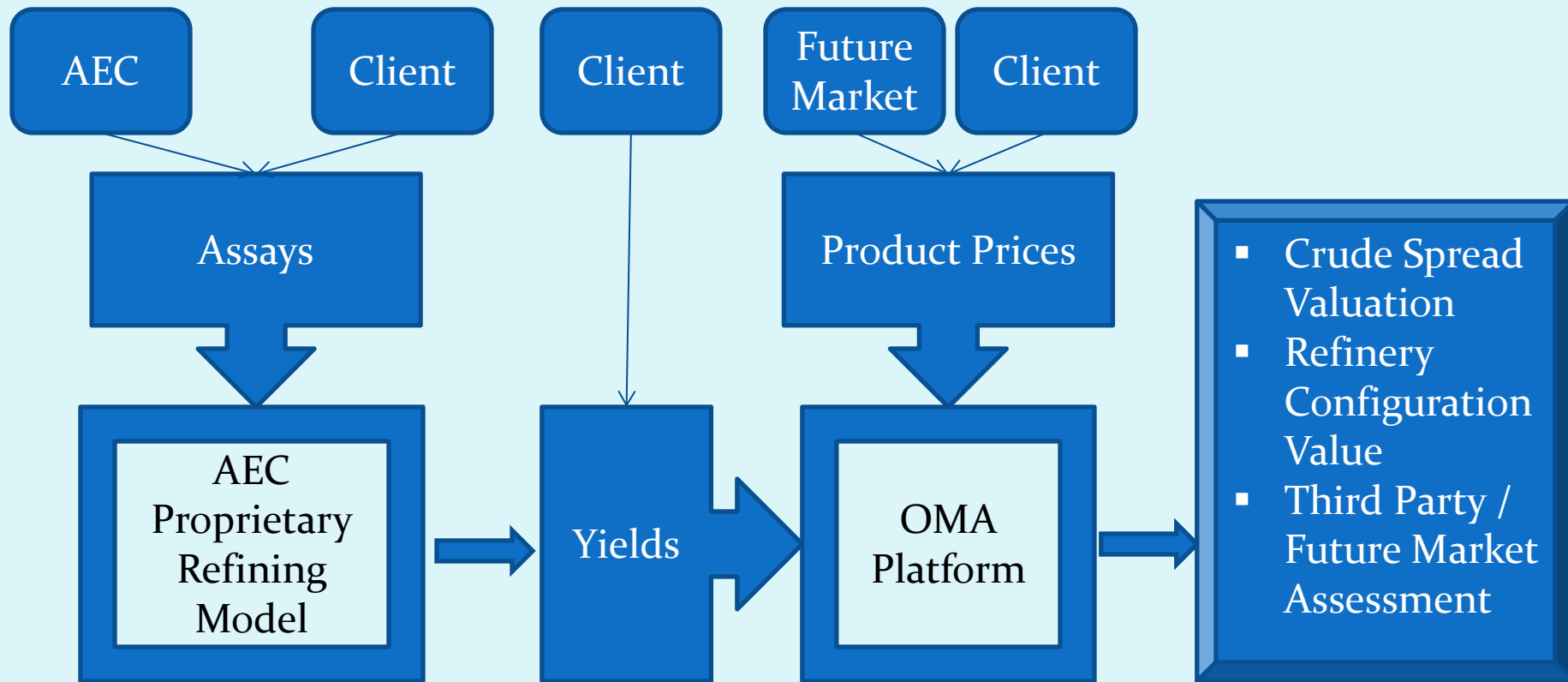
www.allenergyconsulting.com

614-356-0484



All Energy Consulting

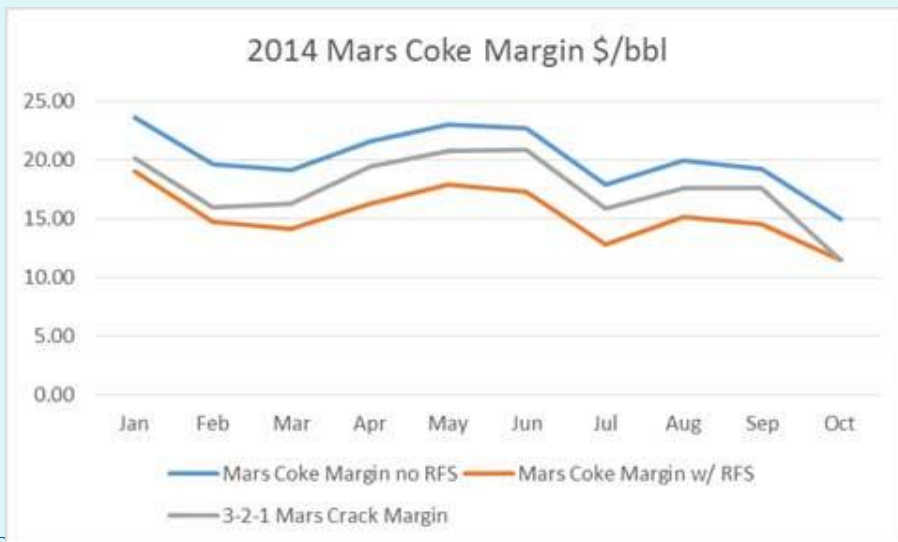
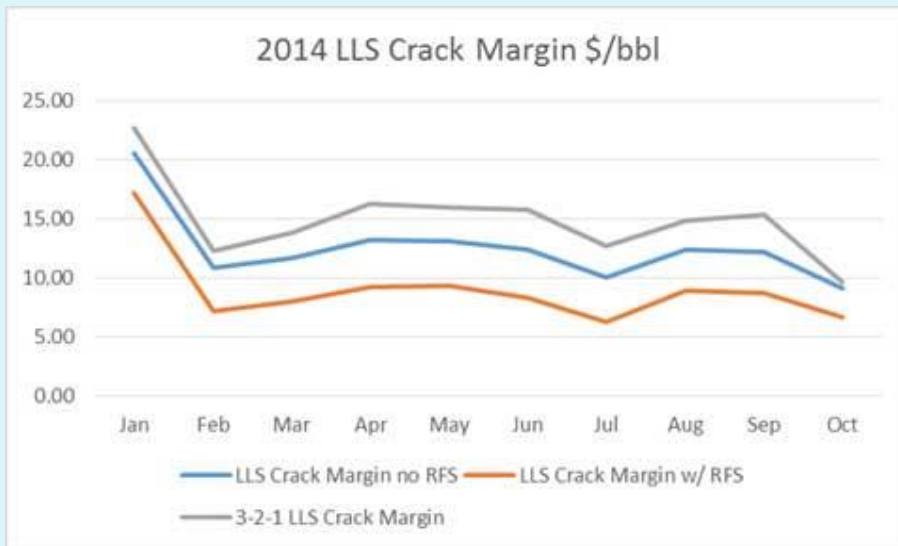
Adding insights to energy markets
for your success.



- Multiple uses depending on client needs and desire.



Calibration



USGC 12 Month Yields		
	EIA Actual	AEC OMA Model
Gasoline	41	44
Diesel	32	34
Kero/Jet	9	9
LPG	5	4
Resid	3	5
Crude Input 2014		
	EIA Actual	AEC OMA Model
API	30.2	30.5
%S	1.66	1.67

- Models have been optimized to current market performance.
- Validated by being able to reproduce 2014 results.
- 2014 crude slate includes: LLS, Mars, WTI, Eagle Ford, Olmeca, Maya, Arab Medium.





OMA Platform

- Enables superior customization
 - Yields to Product Price Inputs
- Easy intuitive drop downs enable on the fly graphing and calculations
- Designed to run daily
- Customized Daily to Weekly Reports
- Alerts
- Screening tools





About AEC

- ✓ Quantifying risk to empower effective decision making.
- ✓ Going beyond information – creating a collaborative knowledge transfer.
- ✓ Adding insights to energy markets today and for years to come for your success.





Contact Information

David K. Bellman

dkb@allenergyconsulting.com

www.allenergyconsulting.com

614-356-0484

CONFIDENTIAL

No portion of this presentation may be reproduced, reused or otherwise distributed in any form without prior written consent.



All Energy Consulting

Adding insights to energy markets
for your success.